

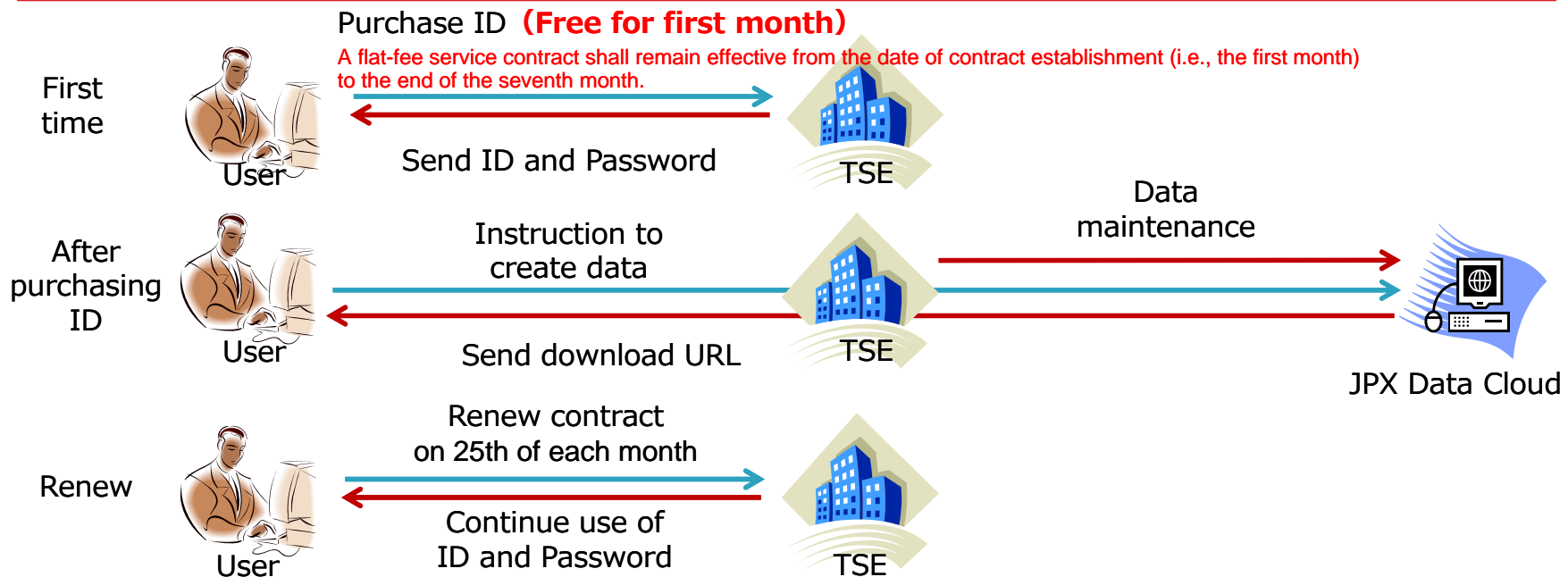
Flat-Fee Service Manual

Index

- Outline of Flat-Fee Service
- Plans
- Registration
- Purchase Plan and Obtain ID
- Upgrade Plan / Add ID
- Reissue Password for API
- How to create files [for file download service users]
- Download Quotation and Delivery Statement and Receipt
- System Requirements

Outline of Flat-Fee Service

- You can download files as many times as you like within the scope of the plan by paying a monthly flat fee. * 1
- Files can be created per day/issue (as for quote information, time period can be specified in seconds* 2), so you can create files with only the data you need.
- File download service users can also create orderbook snapshot files for specified times.* 2
- There are also plans to access data via API. Please refer to the API Specifications for details.



* 1 : Available data for Flat-Fee service are cash market data and indexes. Part of these data may not be available for certain plan. The time of data update fluctuates according to the size of original data. So data update maybe delayed several business days.

* 2 : Quotes file creation specifying in second and order-book snapshot file creation functions are available for most recent one year data.

File Download Service

Plan	Monthly Fee (Personal use) *Tax not included	Monthly Fee (External distribution) *Tax not included	OHLC Tick data (Stock, CB, index) *1	Quotes Search *2	Orderbook snapshot file *3	Historical quotes file ※4	Monthly downloadable historical quotes file ※5	Max. no. of files created simultaneously
L	300,000Yen	900,000Yen	○	○	○	○	300	5
M	150,000Yen	450,000Yen	○	○	○	○	120	3
S	50,000Yen	150,000Yen	○	✕	✕	○	30	1

API Service

Plan	Monthly Fee (Personal use) *Tax not included	Monthly Fee (External distribution) *Tax not included	OHLC Tick data (Stock, CB, index) *1	Quotes Search *2	Orderbook snapshot file *3	Historical quotes file ※4	Available number of records per access	Access limit per 10s
L	250,000Yen	750,000Yen	○	○	✕	✕	100	40
M	150,000Yen	450,000Yen	○	○	✕	✕	100	10

*1 Please refer to the data specifications for the list of available indices.

*2 Creates quote information for a specified time period. Data from the most recent year is available.

*3 Creates an orderbook snapshot for a specified time. Data from the most recent year is available.

*4 File containing data for one issue throughout any single day. Data from 2011/1/4 is available.

*5 Each historical quotes file contains daily data of one issue.

Registration (This process is required before using flat-fee service)



JPXデータクラウド
JPX Data Cloud

Q Search Advanced Search

JAPANESE

HOME Hello, Guest Login Register New Member

Flat Rate

- flat-fee service API
- flat-fee service FILE

Individual File Purchase Menu

Stock Quotes

TOKYO STOCK EXCHANGE

Using the TSE Data Download Service

Confirm

Address	1234567 Overseas d
Phone	1234566789
宛名	

Back Send

① Click "Register New Member"

② Input information

③ Click "Confirm"

④ Click "Send"

Registration completed
ID and password will be sent by JPX Data Cloud to the registered e-mail address.

Purchase Plan and Obtain ID ①



Hello, Guest

> HOME
▼ Flat Rate
flat-fee service API
flat-fee service FILE

Buy this item

The amount varies depending on usage.
Please choose from the following usage methods.

usage purpose\PLAN	File L	File M	File S
Internal Use	<input type="radio"/> 324,000 yen	<input type="radio"/> 162,000 yen	<input type="radio"/> 54,000 yen
External Distribution	<input type="radio"/> 972,000 yen	<input type="radio"/> 486,000 yen	<input type="radio"/> 162,000 yen

Payment method !

The below methods of payment are available

<input type="radio"/> Bank Transfer	
<input type="radio"/> Credit Card	

* Please be aware that the order will be cancelled if payment is refused by the designated credit card company during the card verification process. Orders can only be made for amounts that do not exceed the credit limit determined between the customer and the credit card company. Please be aware that orders will be cancelled if they exceed this credit limit.

① To login, click "Login".
*"Register new member" first.

② Select the service to purchase.

③ Select the plan and usage method.
*After purchasing, you can upgrade the plan.

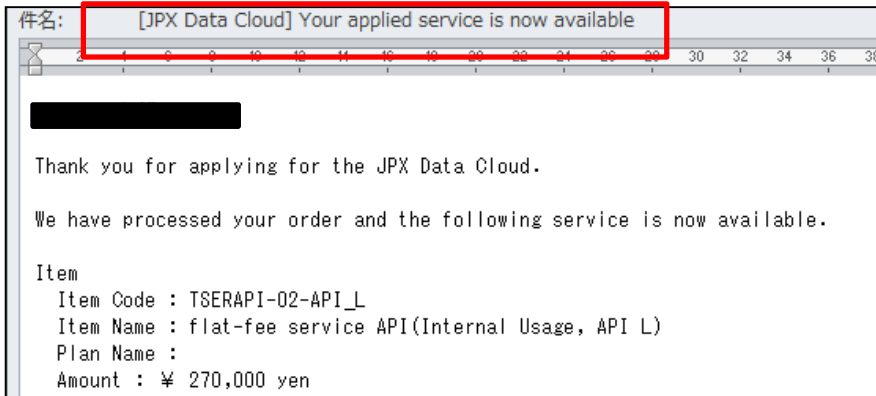
④ Click "Apply for this condition"

⑤ Select the method of payment from "Bank Transfer" or "Credit Card".

Accepted cards are JCB, Visa, Master Card, Diner's Club and American Express.

*In the case of bank transfer, please allow approximately one week for the billing process.

Purchase Plan and Obtain ID ②



- Check Purchase History
- Check the products you buy regularly
- Check the flat-fee service usage status
- Change Registration Information
- Change flat-fee service plan / Add API ID

No.	Fee/month	API ID	Password	Reissue a password for the API ID
1	270,000 yen	CVj9ZRn586VoKhKwnFKH	EnS[REDACTED]VQBQmkg	Reissue

Flat-Fee Service plan purchased

⑥ Click "Order"

⑦ "Verify your order information" screen is shown.

⑧ "[JPX Data Cloud] Your applied service is now available" is sent to your e-mail address.

⑨ (Only API Service) API ID is sent by e-mail.

⑩ (Only API Service) You can confirm the password for API on "My page".

Upgrade Plan / Add ID ①

My Page Log out

My Page

- Check Purchase History
- Check the products you buy regularly
- Check the flat-fee service usage status
- Change flat-fee service plan / Add API ID**
- Change Registration Information

Status of the flat-fee service usage

flat-fee service API(External Distribution, API L)

- Initial Order Number:IF_TEST_SHOP-1179
- Valid until:2015/02
- Contract date / the last date of plan change:2015/01/16
- Contract status:Effective

Change the plan / Add API ID

No.	Fee/month	API ID	Password
1	810,000 yen	[REDACTED]	[REDACTED]

Change the plan

Please select the plan you want to change to, and press the "Change the plan" button.
(Caution)
- This change is applied just after you press the button, but the fees based on the new plan will be applied from the next month. This also applies when you downgrade the plan.
- If you change the plan, you cannot change the plan again for 1 month.

API L

Add API ID

Please select the number of API ID you want to add, and press the "Add" button.

1

① Click "My Page"

② Click "Change flat-fee service plan / Add API ID"
*Only available before 25th of the month.

③ Click "Change the plan / Add API ID"

③-1 In the case of changing plan
⇒ Click "Change the plan"

③-2 In the case of adding API IDs
⇒ Set the number of IDs to add
⇒ Click "Add API ID"

Upgrade Plan / Add ID ②



Verify your plan change order

flat-fee service API(External Distribution, API L)

- Initial Order Number:IF_TEST_SHOP-1179
- Valid until:2015/02
- Contract date / the last date of plan change:2015/01/16

No.	Fee/month	API ID	Password
1	810,000 yen	[REDACTED]	[REDACTED]
2	810,000 yen		

By pressing "Order" button, your order will be processed and new fees will be charged from the next month's usage.
(The sum of the above amount is new monthly fees for this service plan.)

④ To fix the order, confirm the contents, then click "Order".

件名: [JPX Data Cloud] Plan/ID has been changed

Thank you for using the JPX Data Cloud.
Your Plan/ID has been changed as you instructed.

The new plan is as follows:
Order Number: IF_TEST_SHOP-1179
Product Name: (TSERAPI-03-API_L)flat-fee service API(External Distribution, API L)

For API user, list of your API is as follows:
API 用 ID : [REDACTED]
API 用 ID : [REDACTED]

⑤ "[JPX Data Cloud] Plan/ID has been changed" is sent by e-mail.

Plan changed / IDs added *1

*1 Changes or additions are reflected immediately on the system, however, even for a plan downgrade, changes in fees will only be applied from the next month.

Reissue Password for API



My Page

- [Check Purchase History](#)
- [Check the products you buy regularly](#)
- [Check the flat-fee service usage status](#)
- [Change flat-fee service plan / Add API ID](#)
- [Change Registration Information](#)

No.	Fee/month	API ID	Password	Reissue a password for the API ID
1	270,000 yen	CVj9ZRn586VoKhKwnFKH	Ens[REDACTED]VQBQmkg	<input type="button" value="Reissue"/>

Status of the flat-fee service usage

 API Password has been reissued.

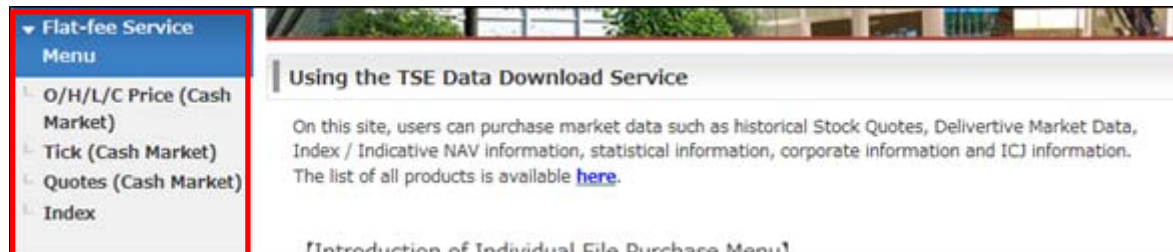
① Click the "Change flat-fee service plan/Add API ID" on "My page".

② Click "Reissue"

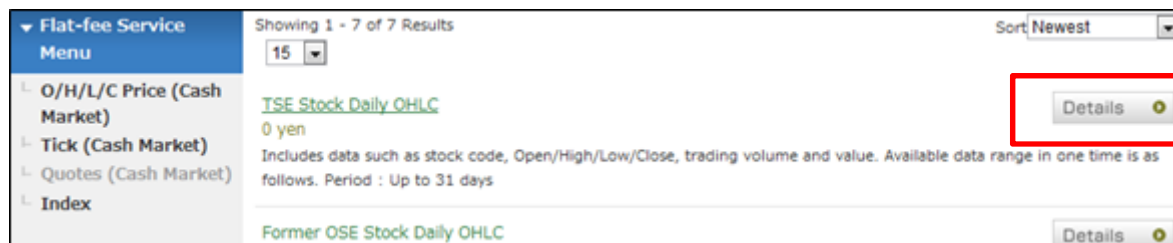
③ "Password for API has been reissued" will be sent to the registered e-mail address.

Password for API reissued

How to create files - common 1

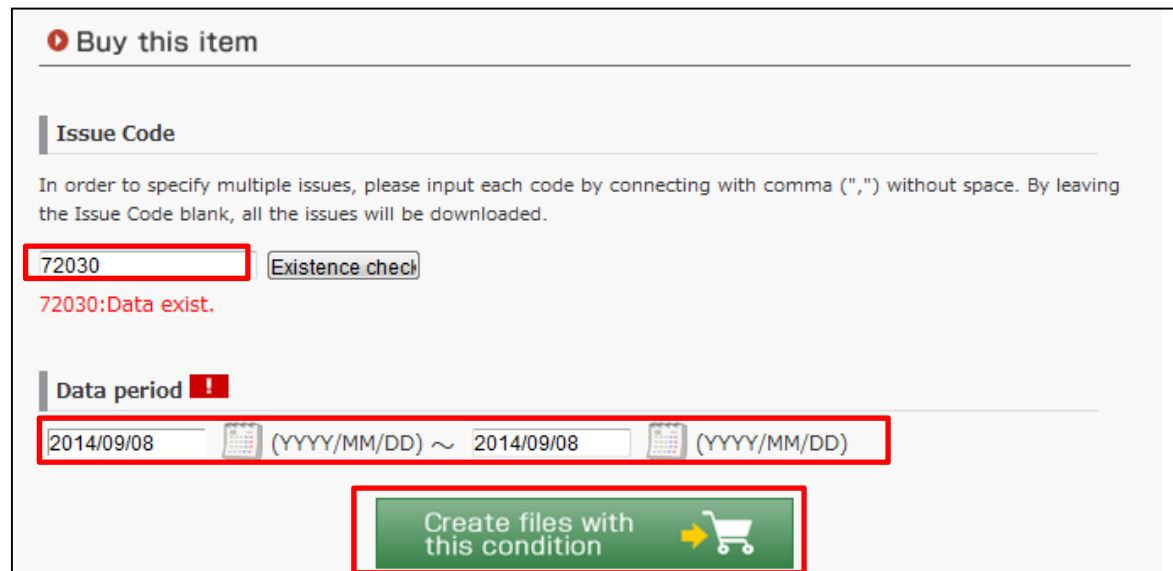


① Select the category from the left sidebar.



② Click "Details"

③ Enter the local code.



④ Set the data period.

The time of data update fluctuates according to the size of original data. So data update maybe delayed several business days.

⑤ Click "Create files with this condition"

How to create files - common 2

Shopping cart

1.Shopping Cart 2.Login 3.Input Order 4.Confirm Order 5.Complete Order

Your shopping basket currently contains 1 product type.

Item Code	Product Name	Quantity	Unit price	Subtotal	Delete
C11001	TSE Stock Daily OHLC 2014/09/08 - 2014/09/08 Issue:72030	1	0 yen	0 yen	Delete

Subtotal:0 yen(Unit price 0 yen,Tax 0 yen)

Create files with this condition

Back Confirm

Back Order

Complete Order

1.Shopping Cart 2.Login 3.Input Order 4.Confirm Order 5.Complete Order

Your order is complete
Thank you for using the TSE Data Download Service. Your order has been recorded as below.
Please print this page or the order confirmation e-mail that has been sent to the address indicated below for your records.

⑥ Click "Create files with this condition"

⑦ Click "Confirm"

⑧ Click "Order"

⑨ "Complete Order" screen is shown

How to create files - common 3



件名: [JPX Data Cloud] Download URL is available

Dear [REDACTED]

Thank you for using the JPX Data Cloud.
We have processed your order and the following data is now available.

=====

Order No.: TSE2227
Order Date: 2015/02/09

(C11001)TSE Stock Daily OHLC 2014/09/08 - 2014/09/08

Download URL
Please download from the following URL.
http://service.ebisumart.com/JPX_DLSITE/item_download.html?id=9ca0d0e2eb9b7445


Expiration Date: You can download until 2015/02/19 19:33.
Download Limit: You can download 5 times.

⑩ JPX Data Cloud sends an e-mail.

⑪ Click the download URL.

*If there is no data available, your order will be cancelled automatically and a cancellation mail will be sent to your e-mail address.

File name	10655.zip
Serial No	
Size	0.4 KB
Expiration downloads	To 2015-01-22 17:35:00.
Effective number of downloads	5 times remaining

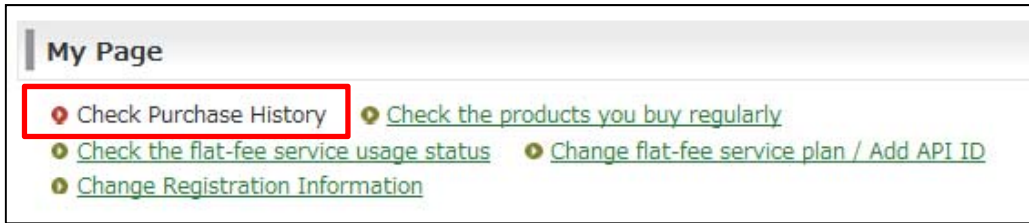


⑫ Click "download"

Download the files you ordered.

How to create files - common 4

*the way to download from my page.



Order Number:IF_TEST_SHOP-1187 Purchase Date:2015/01/19 17:35

Item Code	Product Name	Quantity	Unit price	
C11001	TSE Stock Daily OHLC 2014/09/08 - 2014/09/08 File status: Prepared ⇒Download page	1	0 yen	Details

File name	10655.zip
Serial No	
Size	0.4 KB
Expiration downloads	To 2015-01-22 17:35:00.
Effective number of downloads	5 times remaining

download

① Click "My Page"

② Click "Check Purchase History"

③ Click "⇒Download page"

④ Click "download"

How to create files - O/H/L/C Price (Cash Market)



Flat-fee Service Menu

- O/H/L/C Price (Cash Market)
- Tick (Cash Market)
- Quotes (Cash Market)
- Index

① Select "O/H/L/C Price (Cash Market)" from the left sidebar.

Flat-fee Service Menu

Showing 1 - 7 of 7 Results

Sort: Newest

15

O/H/L/C Price (Cash Market) **Details**

Tick (Cash Market)

Quotes (Cash Market)

Index

TSE Stock Daily OHLC
0 yen
Includes data such as stock code, Open/High/Low/Close, trading volume and value. Available data range in one time is as follows. Period : Up to 31 days

Former OSE Stock Daily OHLC **Details**

② Click "Details"

Buy this item

Issue Code

In order to specify multiple issues, please input each code by connecting with comma (",") without space. By leaving the Issue Code blank, all the issues will be downloaded.

Existence check

Data period **!**

(YYYY/MM/DD) ~ (YYYY/MM/DD)

Create files with this condition

③ Enter the local issue code

- *If Issue Code is left blank, all issues will be downloaded.
- *In order to specify multiple issues, please input each code separated by a comma (",") without spaces.
- *Click "Existence check" to check whether records from past listings of the issue exist. Specifying a newly listed issue may return an error. Ignore the error and proceed as normal.

④ Set the data period.
*Up to 31 days

How to create files - Tick (Cash Market)



Flat-fee Service Menu

- O/H/L/C Price (Cash Market)
- Tick (Cash Market)**
- Quotes (Cash Market)
- Index

TSE Stock Tick Prices (plural issues / one day) 0 yen
Tick data provides intraday prices. Available data range in one time is as follows. Period : 1 day

TSE Stock Tick Prices (single issue / up to 31 days) 0 yen
Tick data provides intraday prices. Issue : 1 issue Period : Up to 31 days

Buy this item

Issue Code

In order to specify multiple issues, please input each code by connecting with comma (",") without space. By leaving the Issue Code blank, all the issues will be downloaded.

Existence check

Data period !

(YYYY/MM/DD) ~ (YYYY/MM/DD)

Create files with this condition

① Select "Tick (Cash Market)" from the left sidebar.

② Click "Details"

③ Enter the local issue code

*If Issue Code is left blank, all issues will be downloaded.
*In order to specify multiple issues, please input each code separated by a comma (",") without spaces.
*Click "Existence check" to check whether records from past listings of the issue exist. Specifying a newly listed issue may return an error. Ignore the error and proceed as normal.

④ Set the data period.

*For products indicated as "multiple issues / one day", you can set only one day. For products indicated as "single issue / up to 31 days", you can set up to 31 days.

How to create files - Quotes (Cash Market)



Flat-fee Service Menu

- O/H/L/C Price (Cash Market)
- Tick (Cash Market)
- Quotes (Cash Market)**
- Index

Flat-fee Service Menu

O/H/L/C Price (Cash Market) Tick (Cash Market) **Quotes (Cash Market)** Index

Showing 1 - 8 of 8 Results Sort: Newest

15

TSE Stock Orderbook Snapshot and Quotes Search **Details**

0 yen

You can create orderbook snapshot at the specified time and quote data such as tag ID, time, order quantity and number of orders after that. Available data range in one time is as follows. Issue : one Issue Period : one day

TSE Stock Historical Quotes File **Details**

0 yen

Includes daily quote data such as tag ID, time, order quantity and number of orders. Available data range in one time is as follows. Issue : one Issue Period : one day

Buy this item

Issue Code

In order to specify multiple issues, please input each code by connecting with comma (",") without space. By leaving the Issue Code blank, all the issues will be downloaded.

Existence check

Data period !

(YYYY/MM/DD) ~ (YYYY/MM/DD)

Create files with this condition

① Select "Quotes (Cash Market)" from the left sidebar.

② Click "Details" .

③ Enter the local issue code

*Please enter one local issue code. You cannot enter multiple issues.
*Click "Existence check" to check whether records from past listings of the issue exist. Specifying a newly listed issue may return an error. Ignore the error and proceed as normal.

④ Set the data period.

*Please set the same day. You cannot set more than one day.

How to create files - Orderbook Snapshot (Cash Market)



Flat-fee Service Menu

- O/H/L/C Price (Cash Market)
- Tick (Cash Market)
- Quotes (Cash Market)**
- Index

Flat-fee Service Menu

O/H/L/C Price (Cash Market) Tick (Cash Market) **Quotes (Cash Market)** Index

Showing 1 - 8 of 8 Results Sort: Newest

15

TSE Stock Orderbook Snapshot and Quotes Search Details

0 yen

You can create orderbook snapshot at the specified time and quote data such as tag ID, time, order quantity and number of orders after that. Available data range in one time is as follows. Issue : one Issue Period : one day

TSE Stock Historical Quotes File Details

0 yen

Includes daily quote data such as tag ID, time, order quantity and number of orders. Available data range in one time is as follows. Issue : one Issue Period : one day

Buy this item

Issue Code !

One issue only

Existence check

Time of the orderbook snapshot file !

(YYYY/MM/DD) (HH:MM:SS) (millisecond)

Quote data period

(HH:MM:SS) ~ (HH:MM:SS)

Create files with this condition

① Select "Quotes (Cash Market)" from the left sidebar

② Click "Details"

③ Enter the local issue code

*Please enter one local issue code. You cannot enter multiple issues.
*Click "Existence check" to check whether records from past listings of the issue exist. Specifying a newly listed issue may return an error. Ignore the error and proceed as normal.

④ Enter the time for the orderbook snapshot.
(unit : millisecond)

⑤ Set the time period to create the quotes file.
(Unit : second)
*If the time is left blank, only the snapshot is created.

How to create files - Index Daily OHLC

Flat-fee Service Menu

- O/H/L/C Price (Cash Market)
- Tick (Cash Market)
- Quotes (Cash Market)
- Index**

Index Daily OHLC
0 yen

Includes data such as index code, date, and Open/High/Low/Close. Available data range in one time is as follows. Period : Up to 366 days

Details

Buy this item

Data period !
2014/01/01 (YYYY/MM/DD) ~ 2014/01/31 (YYYY/MM/DD)

Index type !

		Index name	
<input type="checkbox"/> Select all			
Joint Indices (Nikkei)		<input type="checkbox"/>	JPX-Nikkei Index 400
Section	First Section	<input checked="" type="checkbox"/>	TOPIX
	Second Section	<input type="checkbox"/>	Second Section Stock Price Index
	Mothers	<input type="checkbox"/>	Mothers
		<input type="checkbox"/>	Tokyo Stock Exchange Mothers Core Index
JASDAQ		<input type="checkbox"/>	JASDAQ INDEX
		<input type="checkbox"/>	J-Stock Index
		<input type="checkbox"/>	JASDAQ INDEX (Standard)
		<input type="checkbox"/>	JASDAQ INDEX (Growth)
		<input type="checkbox"/>	JASDAQ-TOP20
REIT		<input type="checkbox"/>	REIT
		<input type="checkbox"/>	Tokyo Stock Exchange REIT

① Select "Index" from the left sidebar.

② Click "Details"

③ Set the data period.
*You can enter up to 366 days.

④ Select the index.
*You can select multiple indices.

How to create files - Index Daily Tick Prices

▼ Flat-fee Service Menu

- O/H/L/C Price (Cash Market)
- Tick (Cash Market)
- Quotes (Cash Market)
- Index**

Index Daily Tick Prices
0 yen
Includes data such as index code, date, time and price. Available data range in one time is as follows. Period : Up to 31 days

Details

Buy this item

Data period !
2014/01/01 (YYYY/MM/DD) ~ 2014/01/31 (YYYY/MM/DD)

Index type !

		Index name	
<input type="checkbox"/> Select all			
Joint Indices (Nikkei)		<input type="checkbox"/> JPX-Nikkei Index 400	
Section	First Section	<input checked="" type="checkbox"/> TOPIX	
	Second Section	<input type="checkbox"/> Second Section Stock Price Index	
	Mothers	<input type="checkbox"/> Mothers	<input type="checkbox"/> Tokyo Stock Exchange Mothers Core Index
JASDAQ		<input type="checkbox"/> JASDAQ INDEX	<input type="checkbox"/> J-Stock Index
		<input type="checkbox"/> JASDAQ INDEX (Standard)	<input type="checkbox"/> JASDAQ INDEX (Growth)
		<input type="checkbox"/> JASDAQ-TOP20	
	REIT	<input type="checkbox"/> REIT	<input type="checkbox"/> Tokyo Stock Exchange REIT

① Select "Index" from the left sidebar.

② Click "Details"

③ Set the data period.
*You can set up to 31 days.

④ Select the index.
*You can select multiple indices.

Download Quotation and Delivery Statement and Receipt



Hello [Redacted] **My Page** Log out

My Page

- Check Purchase History
- Check the products you buy regularly
- Check the flat-fee service usage status**
- Change flat-fee service plan / Add API ID
- Change Registration Information**

Next billing

Month	Processed Date	Billing Amount	Quotation
2015/04	2015/03/25	324,000 yen	Download

Already paid bill

Month	Processed Date	Billing Amount	Delivery Statement and Receipt
2015/03	2015/02/18	324,000 yen	Download

Apartment Number

Phone

領収書宛名 / Name on Receipt

① Click "My Page"

② Click "Check the flat-fee service usage status"

③ Download the quotation for the next bill by clicking "Download" under "Quotation".

④ Download the Delivery Statement and Receipt by clicking "Download" under "Delivery Statement and Receipt".

*Name on receipt can be set or changed in "Change Registration information"

Quotation and Delivery Statement and Receipt downloaded.

Site	Browser
User web (desktop site)	<ul style="list-style-type: none">• IE8.0 to IE11.x• Chrome (Latest Windows)• Firefox (Latest Windows)• Safari (Latest Mac)
Smartphone site	<ul style="list-style-type: none">• Standard Browser of iPhone iOS5~7• Standard Browser of Android Android2.3, 4.0~4.3

* No additional software is required.

Contact

Tokyo Stock Exchange, Inc. Information Services Dept.

dataservice@jpx.co.jp